

StyleBrowser

StyleBroswer APP

The StyleBrowser App is a tool a created for offline browsing my Style from the SD9 Keybaord. Its also compatible for the SD60 Keyboard and the Expander SD90, because the have the sam Operating System an Styles.

Requirements

Installed Java Runtime Environment.

The latest version of the StyleBrowser is compatible with JRE 1.8 / JAVA 8






Download

To get the latest version, you can open the download directory:

<https://ketron.club/download/StyleBrowser/>

Here you can load the latest version (2022-07-16)

Index of /download/StyleBrowser

	Name	Last modified	Size	Descriptio
	Parent Directory		-	
	RELEASE.txt	2022-07-17 10:03	363	
	SD9_StyleBrowser-1.0.1-ForJava_8.jar	2022-07-16 12:12	221K	
	SD9_StyleBrowser-1.0.1.jar	2022-07-15 17:27	221K	
	SD9_StyleBrowser-1.0.3-SNAPSHOT-jar-with-dependencies.jar	2022-07-16 23:18	1.3M	

Klick on the link and the app will be loaded.

On your Mac or PC you find the app normally in the download directory of you USER-ID

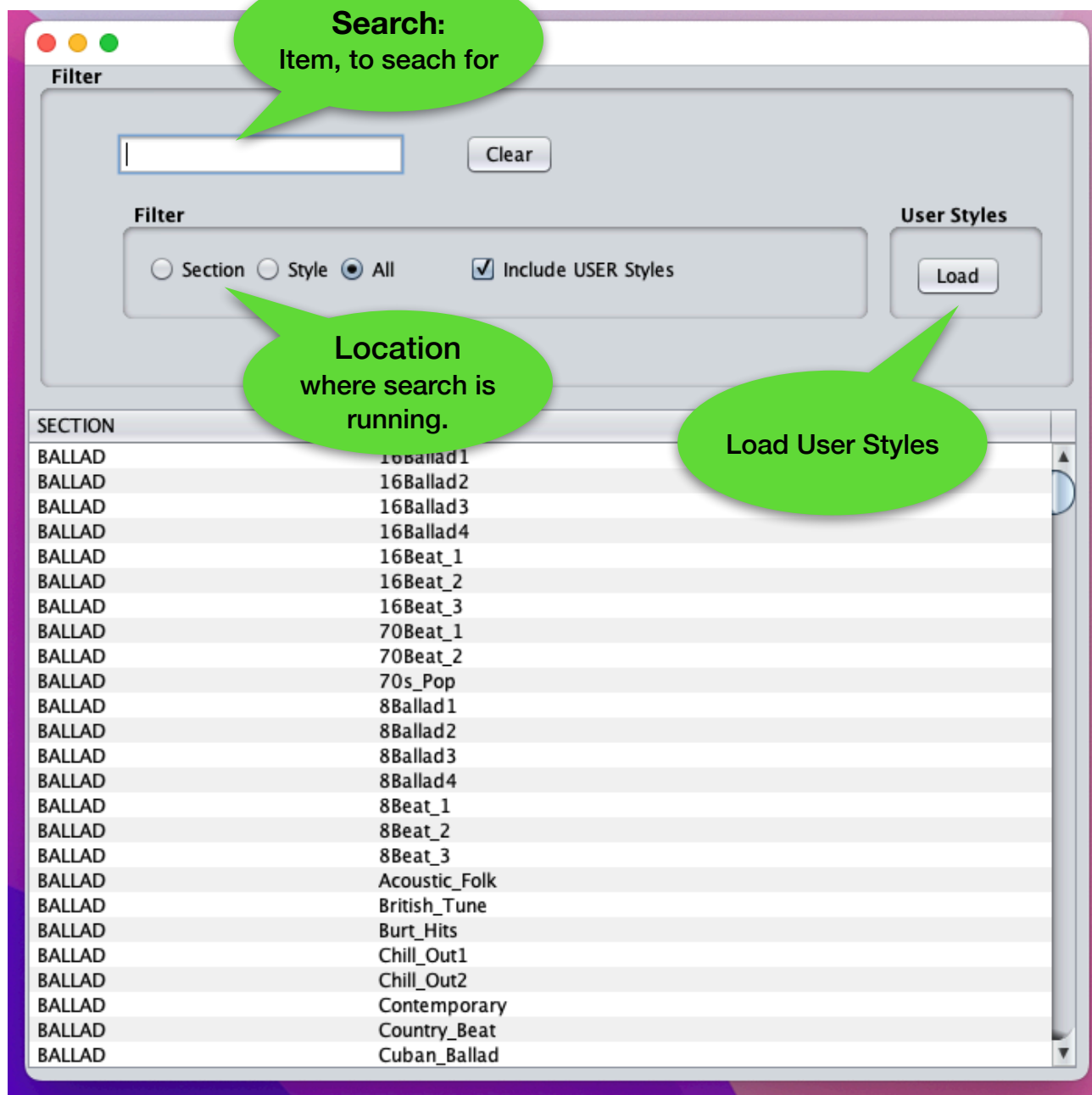
To start the app - depending on your JAVA installation, you can start by

- Doubleclick on the app

- Console with the command:

```
java -jar SD9_StyleBrowser-1.0.3-SNAPSHOT-jar-with-dependencies.jar
```

StyleBrowser



Search

The Search-Field is to enter the item, you want to search for. Of you enter „90“ the list will show only styles containing the item „90“.

Filter

Her you can choose where the search is done.

- **Section** (The Sections, the style where grouped)
- **Style** (The Stylenam itself)
- **All** (Search in stylenames an sectionnames)

Example: If you search for the item „BALLAD“

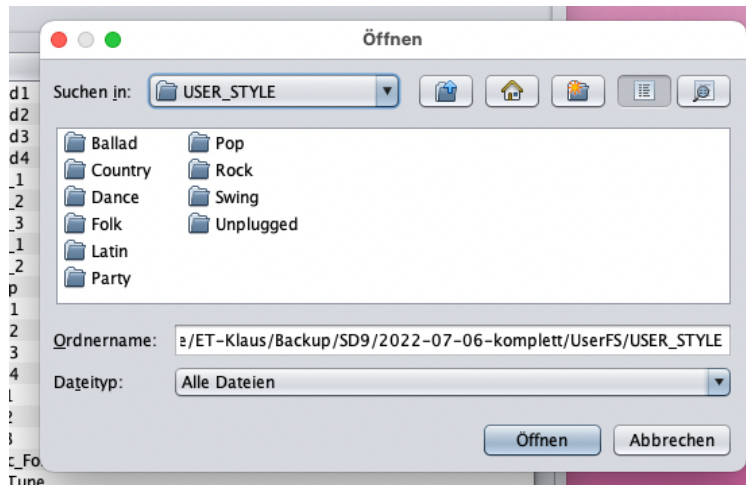
- Filter „ALL“ will show all Styles in the section BALLAD an all Styles containing BALLAD in their name.
- Filter „Style“ will show alls Styles containing BALLAD in their name.
- Filter „Section“ will show all styles from the section „BALLAD“.

StyleBrowser

User Styles [Load]

With click on the Button [Load] you can import your own USER_STYLES from your SD9, SD90, SD60. A dialog to choose your local directory „USER_STYLE“ opens.

Navigate to the USER_STYLE directory or the directory containing „USER_STYLE“ - both will work.



I recommend, to make a backup of the directory from your Keyboard / Expander to your local filesystem in PC or Mac.

When you selected your directory and clicked on [open] or [Öffnen] (depending on language), your filesystem will be read and the Style-List will be updated with your USER_STYLE content.

SECTION	STYLE	USER
Party	@NEW_POLKA-R.KST	USER
Party	@RUMBA_BEGUINE.KST	USER
Party	@R&BLUES_1.KST	USER
Party	@NEW_WALZER-R.KST	USER
Party	@NEW_MAZURKA-R.KST	USER
Party	@MAZURCA-R.KST	USER
Party	@ORCHESTRAL_SLOW.KST	USER
Party	@WALZ_ROMAGNOLO.KST	USER
Swing	@BASIC_16BEAT.KST	USER
Swing	@SURF.KST	USER
Swing	@RUMBA_NAPOLETA.KST	USER
Swing	@R&B_BALLAD_2.KST	USER
Swing	@LATIN_JAZZ.KST	USER
Swing	@SLOW ROCK 2.KST	USER

The imported USER_STYLE content is stored on your hard-disk in your user-directory and will be loaded by the app when starting next time. So you need only reimport your USER_STYLE directory, when you have updated the content in it.